



The Piecemakers' Star

Published by the:

DUFFERIN PIECEMAKERS QUILTING GUILD
December 2024, Volume 30, Issue 4

www.dufferinpiecemakers.org
dpqgnewsletter@gmail.com



President's Message

Hello Ladies,

As Christmas is coming fast, we look forward to our Annual Dufferin Piecemakers Quilting Guild Christmas potluck finger food supper. The doors open at 6:45 and the meeting starts at 7:15 at the Orangeville Seniors Centre. If you arrive before 6:45 you will be helping set tables and chairs up.

Surnames names starting with A to M please supply finger foods. Members with surnames N to Z please bring a monetary donation for the food bank. Don't forget your plate cutlery, and a mug.


At our December 16th meeting our past president Heather Sheridan has arranged to have Orangeville Show Chorus, also known as Sweet Adelines, sing Christmas carols.

If the weather is bad, I will call the meeting off at 5pm . Judi Sullivan will send out an email to all members. I will call the members that don't have an email address. So if in doubt please check your emails.

Just for fun we are having a little gift exchange \$10:00 to \$15:00. It can be handmade or bought. In addition, there will be some tables with items for sale, CASH only.

Merry Christmas

Louise



LOUISE CORNELIUS

Inside this issue:

1. *President's Message*
2. *The Executive and Committees Meeting Information Upcoming Meeting dates Web, Facebook & Contact Info*
3. *Program*
4. *Lucky Draw Special Delivery By Sharon QBA 30th Anniversary*
5. *Community Projects Membership News Ride Share Info*
6. *Vice President's Challenge Pillowcase Project*
7. *Mystery Quilt*
8. *Stitch and Share Contact Info FTP Journal Info*
- 9-10. *Bulletin Board Articles*

The Executive

DPQG Executive 2024/25

Executive:

Past President – Heather Sheridan

President – Louise Cornelius

Vice President – Barbara Redford

Secretary – Christine Robinson

Treasurer – Tara Doyle

Program – Yvonne Guse Rahn, Cheryl Staeger

Membership – Janice Jones, Pat Forrest

Newsletter – Janice Payne, Judi Sullivan

Committees:

Creative Projects – Sue Pirie

Community Outreach – Karen Hunter, Elspeth King, Sharon Courage, Nancy Palmer-Neely

Financial Reviewers – Marilyn Copeland, Kim Beckner

Historian – Judi Sullivan

Lucky Draw – Helen Currie, Sharon Courage,

QBA – Fern Pugh, Judi Sullivan

30th Anniversary – Fabienne Good, Madeleine Rentsch + 3 more

Retreats – Tara Doyle, Judi Sullivan, Christine Robinson

Communications/Website/Facebook – Heather Sheridan, Kim Beckner

Show 'n Tell – Mindy Swick, Karen Turcott

Stitch 'n Share – Marion Cole

Want to contact a guild member?

Please contact Janice Jones

janicejones25@hotmail.com

Meeting Information

General Meeting:

Date: **Monday December 16, 2024**
Time: **6:45 pm**
Location: **The Seniors Centre**
26 Bythia St., Orangeville

Executive Meeting:

Thursday, December 19th at 7:00pm
Zoom Meeting
An email will be sent to all Executives with the Zoom Link
All executive members and committee chairs please attend.

Meeting dates:

Oct 21	Nov 18	Dec 16	Jan 20 Zoom
Feb 10* Zoom	Mar 17	April 21	May 12*
June 16			

*date change due to holiday



*Dufferin Piecemakers
Quilting Guild*

The address for the website is: <http://www.dufferinpiecemakers.org/>

Members' Corner: Login: Use the e-mail address the guild has for you
Password: password10 (until you change it)

Guild Facebook Page—Did you take a look yet?

Dufferin Piecemakers has a Facebook page and here's the link to it:

<https://www.facebook.com/profile.php?id=61562908059084&mibextid=ZbWKwL>

We will post lots of pictures from Guild meetings, news about upcoming speakers and activities, and things you don't see in the newsletter due to space constraints.

If you have news to share with the Guild, send an email to Kim Beckner kim.beckner@gmail.com or Heather Sheridan heathersheridan@rogers.com and one of them will put it on the Facebook page for you.

*** A reminder to all members to please LEAVE the old Facebook page and group which are no longer being moderated

There is also a page for members only. Members will be invited to join as their membership is paid. Be sure to accept the invite when it is sent. Here you can do your own posting of things you'd like to share with other members, great patterns or deals you've come across, and accomplishments you've achieved.

Program News

December 16 Holiday Social and Member's Sale

Join us for an evening of holiday music, fun, food, and, if you wish, a little shopping.

Entertainment: the Orangeville Chorus, which our own Heather Sheridan sings with, presents a selection of holiday music for us to enjoy.

Food: Members whose names begin *A to M* please supply finger food for the buffet.
***Don't forget your plate, cup and utensils. Fruit punch provided.*

Please note that we will be entertained before we enjoy the food treats.

Donations: Members with surnames *N to Z*, please bring a monetary donation for the local food banks.

Gift Exchange: If you wish to participate, bring a little gift valued at \$10 to \$15 – may be handmade, purchased or perhaps something edible like chocolate.

Show and Tell: bring your favorite quilted Christmas item to share, even if we've seen it before. Or share anything new you've just completed.

Items to Sell? Do you have hand crafted items you would like to sell for the holiday season? Baked goods, Christmas crafts, jewelry, bags for example. Chairs or small tables can be rented to display your wares. You price your items.
Chairs \$10 Tables \$20 You will need cash or cheque for purchases.
Contact: guild@dufferinpiecekers.org to reserve your space.

A reminder: our meetings officially begin at **7:15**.
Unless you want to help set up the room, please do not arrive at the Centre earlier than **6:45**.

Orangeville Show Chorus is an award winning ladies 4 Part Harmony A Cappella Show Chorus. We rehearse every Wednesday in Orangeville and we perform in the Dufferin County and surrounding areas. Orangeville Show Chorus is celebrating our 40th year and look forward to singing at the DPQG Christmas dinner on December 16 2024.

January 20 Norine Graham-Robinson Quilters Cupboard Uxbridge

Join Norine for a virtual tour of the shop and a chance to learn about all the serves offered. You may just want to shop online as well. The Zoom link will be sent out to everyone.

Our January and February meetings will take place virtually via Zoom.
The Zoom link will be sent out the day before the meeting.



Lucky Draw

Don't forget your toonie for tickets... lots of great prizes to be won!!!!



Special delivery by Sharon



Shop for your basic sewing supplies at the same time you are buying your ticket for Lucky Draw... order forms are available at the table... or shop online at Cobwebs and Caviar and write in the comment section "DPQG meeting" and Sharon will bring to the next Guild meeting.

QBA - Quilting by Association

Workshops by members for members

January 4th, 2025

If you are wondering how to quilt your own quilts, check out our January QBA to learn the technique of QAYG (quilt as you go) without sashing or joining strips. This method allows you to complete your quilting and not wrestle with the full quilt until the last seam.

This is a great method to try, and I encourage you to join us on Saturday, January 4th at 10 am for a zoom presentation. You can practice this method on some orphan blocks (they could become a quilt or wall hanging) or just on some scrap fabrics. This also utilizes smaller pieces of batting (we all have those).

As usual, preparation instructions will be sent out by email on the previous week.

30th Anniversary of Our Guild

With most of the blocks for the heart now in, we are working on the border fabric for around the heart. We have decided that we will create a unique fabric with everyone's "fun signature". A "fun signature" is not to be confused with your official signature used to sign official documents, but rather a fun way of writing your name - perhaps even with a small doodle. See the example image below.

If you will be attending the December meeting, we will be coming around to collect your fun-signature then. If you are not able to attend the meeting in December, you can send in your fun-signature via email. Simply write your name on a piece of paper (minimum 4x6 inches), photograph it, and send it to fabiennegood123@gmail.com by December 31st. Alternatively you could also give your paper with your fun-signature on it to someone attending the December meeting.

Fabienne & Madeleine
30th Anniversary Quilt Project



Community Out Reach

We had a good day of sewing on November 28. Thanks to all who joined us. Chartwell Montgomery Village enjoyed having us there and has invited us back. We got some quilts bound, labels on all quilts there and more binding cut for other quilts.

6 quilts were delivered this past month. At the December meeting we will be collecting money for the Food Bank.

We are looking for quilts for children.

Your Community Outreach committee: Karen Hunter, Elsepeth King, Sharon Courage, Nancy Palmer-Neely

Membership News

Welcome to new member **Cathy Voight**.

RIDE SHARING TO MEETINGS

Would you like to come to the December social, but don't have a ride, or don't like driving at night. Are you a driver who would be willing to pick up and drive someone who lives in your area to a meeting?

The membership committee would like to match those needing a ride to those who regularly drive to the meetings. Contact Janice Jones janicejones25@hotmail.com or Pat Forrest - patsyf43@yahoo.com if you need a ride, or can provide one.



Thank you to members from **Melancthon** and **Bolton** who volunteered to be drivers!

Note: The December meeting/social will be the last in-person meeting until March 2025. You can enjoy the January and February meetings from home via Zoom.

Vice President's challenge

The first (of many) Guild challenges - LOGO twist

Finished block to be 8" - Due at December meeting.

Our DPQG logo the Briar Rose in yellow on a field of turquoise blue replaced our original logo in 1997-98 and was designed by Kym Ranger. There are no thoughts to replace this logo but I want to see what our members can design in their own interpretation of our logo. Using ONLY the colours of the logo, design and sew your take, it can be thread painting, abstract, paper piecing, felted, crumb or scrap, it doesn't even need to look anything like the logo. The colours need to be from the logo - yellow, brown, turquoise, gold, and teal (or green if that's what you see in the logo) but otherwise the design is yours. You have until the December meeting to finish your block and bring it in. This should be a quick sew to get you into quilting mode for the winter and a fun way to try a new technique or try your hand at designing.

You may do more than one block, the more the merrier ! Blocks received will be used in a quilt.

I can't wait to see what you all come up with!

Barb Redford



Pillowcase Project

If you wish to have pillowcase kits, please contact Fern Pugh at 519-941-8515 or email elizabethfern15@gmail.com. Fern also accepts pillowcases made from your fabric collection



The Quilting Nook
Longarm Quilting Services

Janice Payne
416-567-5074
janicequiltingnook@gmail.com
www.quiltingnook.ca
Facebook page: The Quilting Nook



Jean Cloes
519-502-6064
thequiltjeannie@gmail.com

The Quilt Jeannie

35 Thomas St Box 256

Harriston Ont N0G1Z0

The Quilt Jeannie

Quality Quilting Fabrics

Notions


Longarm Quilting Services

Tuesday to Friday 10am -5pm
Saturday 10am -1pm
Sunday & Monday CLOSED

www.thequiltjeannie.ca

Creative Projects

Crossing Squares (4)



A

B

C

D

Unit 2

Using fabric from **Unit 2**, cut 3 **A** strips apart every 2 ¼". Need 40 **Unit 2** pieces. Return to baggie.


Unit 3

You will be making Four Patch blocks using **C** and **B** strips.

To make a Four Patch block:

With right sides together, sew a **C** strip to a **B** strip and press towards **B**.

Repeat 4 more times to make 5 strip sets. Cut apart every 2 ¼". Need 80.



With right sides together, sew two of the pieces from above together to make a Four Patch. Need 40 Four Patch blocks. Press in a Four Patch spiral



Four patch spiral:

This can be done by twisting the last seam allowance sewn close to the centre in opposite directions (one up, other down) to loosen the final few stitches of the crossing seam or by undoing the final few stitches of the crossing seam to allow the seam allowances to fan out and lie flat.

Return to baggie

Stitch 'n Share

Please join our friendly group of members the 1st and 3rd Wednesdays of each month from 1-3. We gather in the meeting room of the Orangeville Library – Mill Street branch on the corner of Broadway and Mill Street. The entrance is on Mill Street. Meeting room is on the lower level, but there is an elevator. Parking behind the Royal Bank or other lots in the area.



Bring your own drink and some hand work to keep you occupied or just enjoy visiting.


Need to contact us?

Dufferin Piecemakers Quilting Guild P.O. Box 325, Orangeville, ON, L9W 2Z7

Please send newsletter submissions as **Word Doc** and **jpeg**s or change of email addresses to Janice Payne at: dpqgnewsletter@gmail.com

Newsletter submission deadlines: **January 9th 2025**

WANTED: JOURNALS Family Transition Place



Our commitment to FTP is 200 journals for the year. Please help by donating them at any time. The journals need to be about 6" x 8", lined pages, bound by either coil or glue.

Please bring **JOURNALS** to Next Meeting

or

Deposit in Sue Pirie's mailbox

30 Bredin Pkwy (beside Family Transition Place)

BULLETIN BOARD

Birthdays

Jennifer Reid	Dec 1
Charlene Buckley	Dec 2
Liz Nash	Dec 9
Candice Kitchen	Dec 15
Joyce Dennie	Dec 24
Sharon Courage	Dec 25



If you know someone who should receive a card, please contact Christine Robinson at christine.robinson.7@icloud.com



OPEN HOUSE

Tuesday Dec 17
2 pm to 7 pm

136 Birch Grove, Shelburne



Specials & Door Prize

Food Sampling & Gifty Things (chocolate too)

Quilty Inspiration

...and hopefully lots of giggles !

FACEBOOK LIVE!

Join us

Wednesdays 6.30 pm

For the newest lines from Northcott, Wilmington,
Riley Blake, Elizabeth Studios & QT Textiles

AND

Specials, prizes, discounts



Helping you build your
stash for over 20 years!

35 King St, N. Cookstown
(Just north of Hot Stacks)

We can't wait to see you!

705-458-4546 | countryconcessions.com



Creebank SEWING Centre

Your sewing & quilting supply store

- Hand dyed wool
- Ready made kits

- Quilter's flannel
- Cotton quilt fabrics

BERNINA
made to create

- Over 20 models to choose
- 2 years free service & support on new machines
- Free lessons

Service to all makes

519-323-2693

New Location - October 2023

031385 Grey Road 14

Conn, ON



BULLETIN BOARD

Cancelled in Person Meetings

If it is necessary to cancel an in person meeting due to weather, you will receive an email no later than 5:00 PM announcing the cancellation.

So please be sure to check your email if you are concerned.

A reminder: our meetings officially begin at **7:15**.

Unless you want to help set up the room, please do not arrive at the Centre earlier than **6:45**.

CQA Information

www.canadianquilter.com/webinars/

Webinars (open to everyone)

Dec 11 7pm ET
Peter Byrne
Behind the Scenes

EVENTS

June 18-21, 2025

International Centre, Mississauga, ON
<https://>

SAVE THE DATE

canadianquilter.com/quilt-canada-2025/

2025 Trend Tex Challenge kit are available to purchase through CQA

