



The Piecemakers' Star

Published by the:

DUFFERIN PIECEMAKERS QUILTING GUILD
April 2024, Volume 30, Issue 8

www.dufferinpiecemakers.org
dpqgnewsletter@gmail.com

President's Message

Hello Ladies

I hope everyone had a happy Easter.

We had a great time in Foley Alabama. My friend and I went to a quilt shop in Florida. It was one of the biggest quilt shops I have ever been in. We also spent some time at Hobby Lobby, as it was just down the street from our hotel. One of the days we took a drive to Laurel Mississippi, we walked the streets, checked out Scotsman furniture store, and we visited Ben and Erin's workshop, from the TV home improvement show, Home Town. We spent the day touring the town and drove by one of the many houses, that Ben and Erin renovated that aired on their TV show.

Our April speaker will be Fabienne Good; she designs and creates fabric. Whimsical, colourful and juxtaposed are three words to best describe Fabienne Good surface pattern designs. Check out her website at www.fabiennegood.com Madeleine and Fabienne will also be introducing the 30th Anniversary Scrappy Quilt Project.

Family Transition Place is currently looking for journal donations. The journals need to be about 6x8, lined pages, bound by coil or glue.

Do not forget to bring your show and tell item to the meeting.

Good friends are like quilts, they never lose their warmth.

Sew happy!

Louise Cornelius

President's Challenge 2024

The challenge for 2024 is to create a quilt that has one or more flowers. The flower(s) could be appliquéd (turned edge, raw edge, satin stitched , etc.), or pieced like a

traditional block such as Cactus Flower, etc.

Create a quilt/wall hanging/table topper for example


Sizes:

1. 18" square or larger
2. 16 x 20 or larger, throw (60" or longer)
3. larger quilt (72" or longer)

There are three categories for judging:

- A) Item that best meets the Challenge - that has a flower and meets size requirement)
- B) President's Choice
- c) Members' Choice

Due at the June 17 2024 meeting.



LOUISE CORNELIUS

Inside this issue:

1. *President's Message*
2. *The Executive and Committees Meeting Information Web, Facebook & Contact Info*
3. *Guild Activities 23/24 Membership*
4. *Program Notes Nomination Information*
5. *March Photos*
6. *One Day Retreat, Community Outreach*
7. *Creative Project*
8. *QBA, 30th Anniversary*
9. *Quilts in the Gardens CQA*
10. *Raffle, Passages*
11. *S&S, Meeting Dates*
12. *Upcoming Quilt Show*
13. *Birthdays,*

NEXT ISSUE DEADLINE: May 1, 2024

The Executive

DPQG Executive 2023/24

Executive:

Co-Past President – Heather Sheridan

President – Louise Cornelius

Vice President – vacant

Secretary – Janice Jones

Treasurer – Tara Doyle

Program – Linda Horner, Jill Cameron, Rose Mocella, Yvonne Guse Rahn

Membership – Barb Redford

Newsletter – Pat Forrest, Judi Sullivan

Committees:

Creative Projects – Linda Harris, Sue Pirie

Community Outreach – Karen Hunter, Trish McKibbin, Sharon Courage, 2 vacant

Financial Reviewers – vacant

Historian – Judi Sullivan

Lucky Draw – Helen Currie, Sharon Courage, 2 vacant

QBA – Fern Pugh, Judi Sullivan

30th Anniversary – Fabienne Good, Madeleine Rentsch + 3 more

Retreats – Lynda Black, Tara Doyle, Christine Robinson, Judi Sullivan

Communications/Website/Facebook – Judi Sullivan, Judy MacLeod/Oksana Slipenkyj

Show 'n Tell – Dale McMillan, Mindy Swick

Stitch 'n Share – Judy MacLeod, Oksana Slipenkyj

Want to contact a guild member?

The e-mail addresses of members can be found on the guild website in the private members' section. www.dufferinpiecemakers.org

Meeting Information

General Meeting:

Date: **Monday April 15, 2024**
Time: **Socializing 6:45**
Meeting 7:15
Location: New Hope Community Church
690 Riddell Rd, Orangeville
(Townline and Riddell, entry off both Townline and Riddell).

Executive Meeting:

Date: Thursday, April 25 at 7:00 PM
ON ZOOM

All executive members and committee chairs please attend.

Pillowcase Project

If you wish to have pillowcase kits, please contact Fern Pugh at 519-941-8515 or email elizabethfern15@gmail.com.

Fern also accepts pillowcases made from your fabric collection.



*Dufferin Piecemakers
Quilting Guild*

The address for the website is: <http://www.dufferinpiecemakers.org/>

Members' Corner: Login: Use the e-mail address the guild has for you
Password: password10 (until you change it)


Guild Facebook Page—Did you take a look yet?

Dufferin Piecemakers has a Facebook page! If you're on Facebook pop over and click "Like". Just search for Dufferin Piecemakers Quilting Guild and there we are! We will post lots of pictures from Guild meetings, news about upcoming speakers and workshops, and things you don't see in the newsletter due to space constraints. If you have news to share with the Guild, send an email to Judy MacLeod jmacleod11@hotmail.com and she will put it on the main Facebook page for you.

There is also a group for members. Here you can do your own posting of things you'd like to share with other members; great patterns or deals you've come across, and accomplishments you've achieved. It's called **Dufferin Piecemakers Members Group**. Go have a look and request to join us if you haven't already joined.

Program Committee

April speaker (April 15, 2024) is **Fabienne Good** (a new member in our Guild). She designs and creates fabric. Whimsical, colourful and juxtaposed are three words to best describe Fabienne Good’s surface pattern designs. Born and raised in Canada by European parents, Fabienne has always enjoyed immersing herself into new cultures, settings and situations. The vivid array of her designs are an ongoing exploration and interpretation of countries, cultures, mundane, exhilarating and pulchritudinous all merged into a concoction of a repeating pattern. Check out her website at: www.fabiennegood.com Instagram [@lost_in_context](https://www.instagram.com/lost_in_context)



May 13, 2024 (note: this date is changed for Victoria Day Monday), we will host **Elizabeth DeCroos**. Her presentation is dealing with Pojagi - an ancient Korean textile art. " Epida is the Korean word for beautiful. I am not Korean. I currently live in southwestern Ontario. I enjoy all types of sewing and needlework. A few years ago, my family and I lived in South Korea, where I discovered pojagi. Some of the traditional Korean fabrics are not readily available in North America, so I have developed techniques to do pojagi-style patchwork with western materials.

June 17th will be our year-end social at the Orangeville Seniors Centre.

NOMINATION COMMITTEE 2024—2025

Hello guild members from your nominations committee, it’s almost time for the DPQG AGM which will be held at the May meeting. We are currently taking nominations for executive positions and also looking to fill some vacancies on committees. If you would like to put your name forward for a position or committee please contact Heather Sheridan heathersheridan@rogers.com or Diane Woodward dianewoodward@rogers.com. If you have any time in your busy schedules to help out with the running of the guild or to organize/ run various activities please let us know. All the great things that make your guild meetings enjoyable happen because of the great volunteers we have. No time commitment is too small, we need the “one time helpers” just as much as the “run the whole committee” people.

Executive Nominations to date :

President—Louise Cornelius , current
Vice President—Barb Redford
Treasurer - Tara Doyle, current
Community Projects—Yvonne Guse-Rahn
Membership— Janice Jones
Newsletter—Janice Payne
Secretary - open

March Meeting Activities - Photos by Joyce Dennie



Yvonne and Christine making blocks



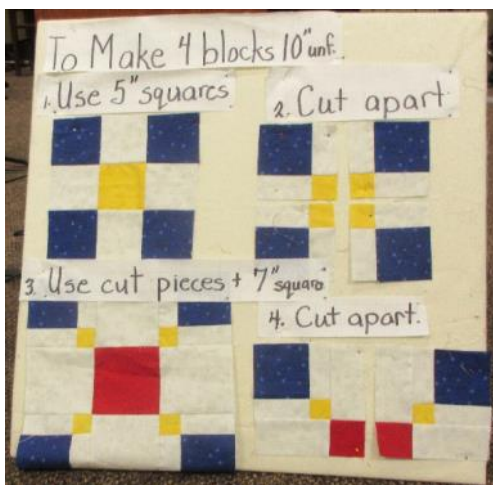
Fern demonstrating pillowcases



Heather and Karen Hunter



Linda Horner's crumb block samples and top



Disappearing 9 patch blocks



Sue Pirie's top using disappearing 9-patch blocks

ONE DAY RETREAT

Saturday April 20 2024

Orangeville Seniors Centre, Bythia St. Orangeville
9:30 AM till 7:00 PM

Enjoy a fun day of sewing on your project(s) and socializing.
Bring your own lunch - light supper provided

\$40 for full day or \$20 leave at 4:30

Contact Judi Sullivan: sulljudi@gmail.com OR Christine Robinson: christine.robinson.7@icloud.com



COMMUNITY OUTREACH APRIL 2024

Several guild members attended the March hands on meeting. Sue Pirie gave instructions on piecing a double split 9-patch block. Kits were handed out, blocks were made and several more kits prepared to produce a quilt for Community Outreach.

Fern Pugh demonstrated the construction of a pillowcase for the **Comfy Cases** program. Several finished pillowcases were returned and more kits were cut and distributed.

There were also quilts that required binding and these were taken by members to finish. Many quilt tops were handed into Community Outreach ready to be quilted as well as one completed quilt was received.

A quilt was donated to Christine Meyer and her family after a fire at their home in Melancthon on March 25. Member Sherrin Palmateer arranged the donation through the Orangeville Highlands Rotary Club. A thank you on behalf of the family was received from the Club.



Creative Projects Panel 6

Migrating Geese

Suggestion – You might want to try this on scrap fabric before using your quilt fabric and then decide how many of these you would like to make (Instructions for 8)




B. C. D. E

From **C** cut 2 squares 6 1/4" (Goose squares)

From **A** cut 4 squares 5 7/8" (background) and 1 square 3 1/8"


Cut each **C** (goose) in half diagonally once.

Place each goose triangle on an **A** square matching right angles as shown (Triangle will be slightly larger than background) and sew on the 2 right angle edges (lighter colour shows seam allowance). Then cut in half diagonally once



Open and press toward goose.

You will now have 4 left geese and 4 right



Left

right



Layout geese as shown above alternating left and right

-Missed in a previous newsletter

Unstitch the top left goose leaving the background triangle in place and use this goose to fill in the goose at the bottom as shown



Starting at the bottom, sew the lone goose to background of the bottom right goose lining up the goose points and continue up the strip. To complete the strip, trim the bottom background triangle and cut the **A** 3 1/8" square diagonally once to complete the top right corner.



For alternate sizes of migrating geese, contact Linda Harris (farmerlinda2@gmail.com) or Sue Pirie (piriesusan@rogers.com) This is your last set of instructions.

QBA - Quilting by Association


Workshops for members by members.

Our next Sew Along will be **Saturday May 4 at 10:00 AM**. **This will be a virtual Zoom workshop.**

Disappearing Hourglass Block

Join Sheila Klein as she shows you what you can create from this simple block.

The humble Pinwheel block...so simple...just four HST's. But the number of new blocks that can be formed, simply by slashing, twisting and resewing, is truly amazing! The Churn Dash and Friendship Star are just the tip of iceberg!



Project requirements are usually sent out the Friday of the week before QBA.
Zoom links are sent the day before the workshop, along with project instructions.

30th Anniversary of Our Guild

Due to unforeseen circumstances, we were unfortunately unable to attend last month's meeting and will therefore be pitching the 30th Anniversary Quilt Project at the upcoming April meeting.

In short, the quilt is a collaborative scrappy-quilt project, designed by Sandy Lindal. As a guild, we will make one collaborative quilt, which will then be raffled off. We will also have our final quilt professionally photographed and turned into a puzzle (acknowledging the designer, Sandy Lindal, as well as the participating guild-members). These puzzles will also be for sale. Once the quilt is complete, all of the guild-members will receive a copy of the quilt pattern as well.

The quilt will be completed in various steps, starting with cutting the pieces. When we launch the project (at April's meeting), there will be a sign-up sheet, where you can choose which size squares (or rectangles etc.) you would like to cut. (This will make more sense once we show you the slides!) If you prefer not to cut, you can volunteer to sew instead – this project is meant to be very collaborative and inclusive. For those not attending the meeting but keen to help out, you can send an email to fabiennegood123@gmail.com - and we will let you know which size pieces still need to be cut.

For those of you who brought scraps last time, THANK YOU! While the April meeting is NOT a hands-on meeting, there will be an upcoming retreat at the Seniors Center on Saturday April 20th. In case you would like to use this time to get started on the quilt project (i.e. cutting the pieces), we will be there in the morning from roughly 9am – 11am to answer any questions you might have.



QUILTS IN THE GARDENS



Hidden Gems Garden Tour organized by the **Orangeville and District Horticultural Society**, with quilts from DPQG on display to enhance the gardens. This event is a walking tour of 5 gardens with tea/coffee and cookies served in one of the gardens. This takes place in Purple Hill on July 4th from six to nine p.m. Tickets are \$10.00 and will be available at Horticultural meetings, the Hort booth at the Home Show (April 6 and 7) or from Joyce Dennie and Sue Orlando at Guild meetings. Sue and Joyce will be sending further details approximately the end of May about quilts you may want to have displayed at this event. We think we will need mostly smaller quilts. We will know more once we have a walk through the gardens to look at possible display space. Please start thinking about quilts you have that might work well for this.

Thank you, Sue and Joyce



What CQA Offers You:

Quilt Canada 2024 in Edmonton, Alberta

https://conference.canadianquilter.com/?_gl=1%2A1r14exh%2A_ga%2AMzQwNTY1MzQ4LjE2OTA0MTE2MzQ.%2A_ga_59G9E88MEV%2AMTcxMTU3NjAxMC4xMi4xLjE3MTE1NzYxMDIuMzYuMC4w

Webinars: <https://canadianquilter.com/webinars/>

Quilt Alongs: <https://canadianquilter.com/quilt-alongs/>

Quilters' Calendar: <https://canadianquilter.com/events/>

Check out events that are happening all across Canada



NEXT ISSUE DEADLINE: May 1, 2024

Bulletin Board

Sandy Small Proudfoot's Raffle quilt

Grand Prize: *From Tradition to Non-Tradition*: a quilt by Sandra Small Proudfoot

Winner – Karon H.

Second Prize: \$200 in gift cards for use at Winners | HomeSense | Marshalls

Winner – Rachael H.

Third Prize: \$100 Bluebird Café and Grill gift certificate

Winner – Susie A.

Thank you to everyone who purchased a ticket in support of this initiative. With your support, FTP raised \$3,060! All proceeds from this raffle will support the personal-care needs of the women and children accessing FTP's shelter, counselling, and outreach services. FTP family is grateful for Sandy Proudfoot. Sandy generously donated her quilt for the purpose of increasing awareness about violence against women, and to raise important funds in support of the women and children we serve. She is an incredible advocate for our work and is truly valued by all of us.

Passages

Sympathies to Madeleine Rentsch on the passing of her husband Hugo.



Sympathies to Barb Redford on the loss of her mother.

Grey County Charmer's Quilt Club
& Threads That Bind
presents
**"IT'S A CHARMING QUILT
WORLD" EXHIBIT**
May 31st & June 1st, 2024
Hours: 10:00 AM - 4:00 PM
Location: Osprey Community Arena
494196 Grey Road 2, Feversham ON
Admission: \$7.00 at the door
Accessible Facility | Buses Welcome | Free Parking
Viewer's Choice Voting



info@threadsthatbind.ca | 519-922-1010

QUILT SHOP TOUR

May 2, 3 & 4, 2024
Thurs & Fri 9am-5pm; Sat 9am-4pm



Hills and Valleys Quilt Shop Tour
Cookstown ~ Creemore ~ Maxwell ~ Mount Forest



More details: www.quiltshoptour.wixsite.com/hillsandvalleys

The Afternoon Stitch and Share Group

The Stitch and Share group meets on the **first** and **third** Friday each month at The Centre Church (corner of Blind Line and Hansen Blvd.) From 1 pm to 3 pm. Some pay in advance for a block of dates; costs depend on how many commit. Or drop in for a \$5.00 fee.

Contact Judy jmacleod11@hotmail.com or Oksana oslipenkyj@rogers.com for more information.

Quilts on the Grand 2024

Fri., June 7th • 10am to 7pm

Sat., June 8th • 10am to 4pm

Centre Wellington Community Sportsplex

550 Belsyde Ave E., Fergus, ON



Display of Quilts
Quilt Challenge
Contest
Vendors
Lunch/Tea

FREE Parking
Wheelchair Accessible
Admission \$10

www.grandquiltguild.ca

Guild Meeting Dates 2023-2024

Third Monday of the month * except February and May.

April 15

May 13*

June 17

* change due to Family Day & Canada Day

Need to contact us?

Dufferin Piecemakers Quilting Guild
P.O. Box 325, Orangeville, ON
L9W 2Z7

Please send newsletter submissions as **Word Doc** and **jpegs** or change of email addresses to Pat Forrest at: dpqgnewsletter@gmail.com



Celebrating 10 Years
of Providing Award
Winning Longarm
Quilting Services

Judy MacLeod

Longarm Quilter

Orangeville, ON

(519) 216-7575

paintedponyquiltworks@gmail.com

paintedponyquiltworks.com

NEXT ISSUE DEADLINE: May 1, 2024

Upcoming Quilt Shows Spring 2024

April 19 & 20

Oakville Quilter's Guild
10 am to 4 pm
\$10 Cash or Debit
OE Banquet & Conference Centre
2245 Speers Rd. Oakville ON L6L 6X8

April 27th, 2024 Quilts on the Grand

Paris Quilting Bees
9-4:00 p.m.
164 Grand River Street, Paris
\$8 cash only
<http://quiltguilds.org/Pages/EntityID/9QIR>

FRIDAY May 3rd 10-5

Settlers' Village Quilters Bobcaygeon extends an invitation to our 2024 Harvest of Quilts Show and Sale.
SATURDAY May 4th 10-4
LOCATION: Bobcaygeon Curling Club, 49 Mansfield St., Bobcaygeon
ADMISSION: \$8
<https://www.settlersvillagequilters.ca/>

May 3 and 4th, 2024 Niagara Modern Quilt Expo

Meridian Community Centre, 100 Meridian Way, Fonthill
\$10 www.nmqexpo.com

May 31 – June 1 Quilts in Bloom

Hamilton Quilters' Guild
Ancaster Fair Grounds 630 Trinity Road south
Jerseyville ON
\$10 cash only www.hamiltonquiltguild.ca

May 31 – June 1 It's a Charming World Quilt Exhibit

Grey County Charmer's Quilt Club & Threads that Bind
Osprey Community Arena, Feversham
494196 Grey Rd 2
10:00 to 4:00 infor@threadsthatbind.ca

May 31 – June 1 Garden of Quilts

Dunnvilles's Own Tiny Stitchers
No. 6 RCAF Museum, 536 Port Maitland Rd, Dunnville

Jun 7 & 8, 2024 Quilts on the Grand 2024

Grand Quilt Guild
Fergus Sportsplex 550 Belsyde Ave. E. Fergus
\$10 www.grandquiltguild.ca



BLOOM
FABRIC SHOP

BLOOM fabric shop is an online fabric shop based in Grand Valley, Ontario.

Guild Members save 10% by using code **piecemakers** at checkout on our website.

info@bloomfabricshop.com
www.bloomfabricshop.com

Creemore House of Stitches
Quilt and Yarn Shop

Cheryl Robertson
3 Caroline St., W. Suite 3
Creemore ON, L0M 1G0
705-466-6363
houseofstitches@rogers.com



www.creemorequiltsandyarns.com

www.creemorequiltsandyarns.ca



Helping you build your stash for over 20 years!

35 King St. N. Cookstown
(Just north of Hot Stacks)

We can't wait to see you!

705-458-4546 | countryconcessions.com



The Quilting Nook
Longarm Quilting Services

Janice Payne
416-567-5074
janicequiltingnook@gmail.com
www.quiltingnook.ca
Facebook page: The Quilting Nook

📌 BULLETIN BOARD 📌

April Birthdays



01	Betty Sanderson
01	Daphne White
05	Rosemary Galbraith
06	Darlene Cordingley
09	Suzanne Orlando
09	Anne Parsons
10	Julie MacFarlane
11	Heather Sheridan
13	Sue Hopkins-VanZant
15	Lynda Moore
27	Ruth MacInnes
27	Wendy Smith
28	Pat Forrest



Birthday Club ~ Secret Sister

You will want to keep your secret so you may use the Guild's address as your return address:

Dufferin Piecemakers Quilting Guild
PO Box 325
Orangeville, ON L9W 2Z7

Alternatively, gifts may be left on the membership table at our general meeting. If your secret sister is NOT at the meeting, please take the gift home and try another way to deliver it.

WANTED: JOURNALS Family Transition Place



Our commitment to FTP is 200 journals for the year. Please help by donating them at any time. The journals need to be about 6" x 8", lined pages, bound by either coil or glue.

Please bring **JOURNALS** to Next Meeting
or
Deposit in Sue Pirie's mailbox
30 Bredin Pkwy (beside Family Transition Place)

If you know of someone who should be sent a card from the Guild, contact Janice Jones at janicejones25@hotmail.com



84696 Southgate
Township Rd 08
Mount Forest, ON
N0G 2L0

519 323 2693

SEWING MACHINE SALES AND SERVICE:

Everyday Low Prices on
Quilting Fabrics Starting @ \$14.95/m
Moda Grunge \$16.95/m
Choose From 5 Different BOM's This Season

NEXT ISSUE DEADLINE: May 1, 2024